

Substance Use Surveillance Report - 2022

KINGSTON, FRONTENAC, LENNOX & ADDINGTON

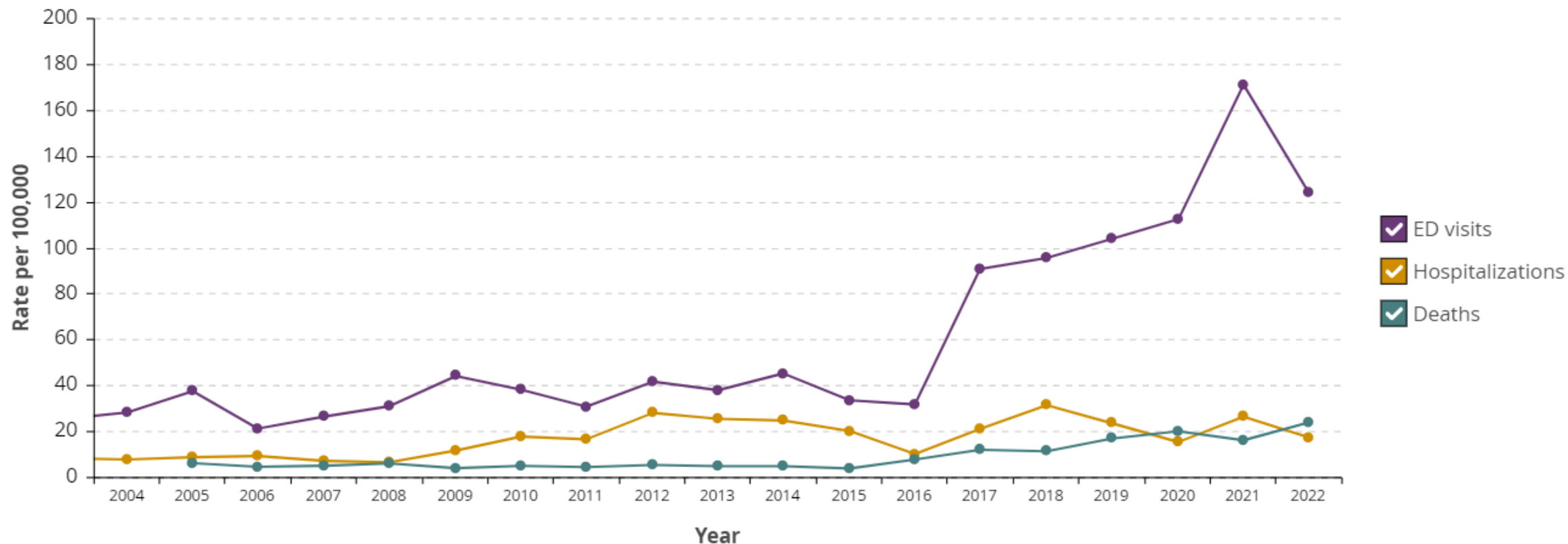
Released: November 2023

Updated: February 2024

Introduction

- The 2022 Substance Use Surveillance Report draws from publicly available provincial data and local data sources to provide an overview of the state of substance use in the KFL&A region, specifically related to the drug poisoning crisis.
- This report includes local data from Frontenac Paramedic Services, Consumption Treatment Services, the Rapid Access Addictions Medicine Program, and Kingston Police.

Rates* of opioid-related morbidity and mortality, Kingston, Frontenac and Lennox & Addington Public Health, 2003 - 2022

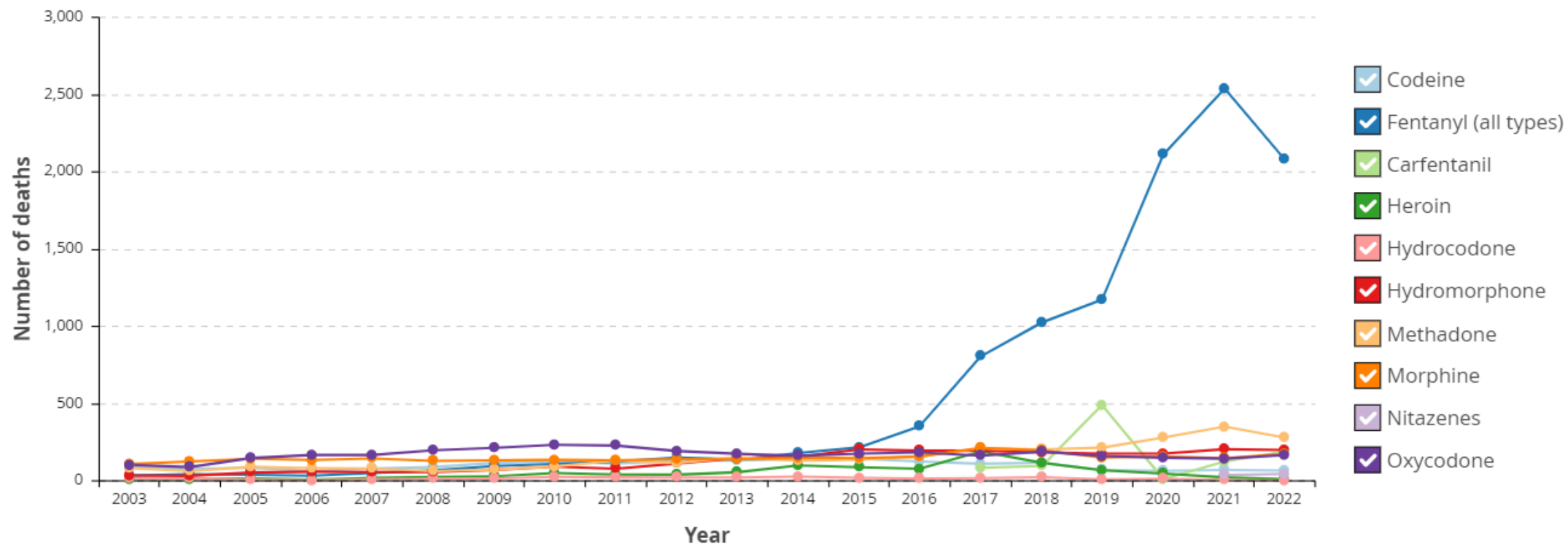


Notes:

- * Monthly and quarterly rates have been annualized for comparability between different time periods.
- Death data for 2022 and 2023 should be considered as preliminary and is subject to change.
- 2 probable deaths are included in 2020 data, 8 in 2021 data, 46 in 2022 data, and 76 in 2023 Q1 data.

Source: [PHO's Interactive Opioid Tool](#)

Type of opioid present at death, Ontario, 2003 – 2022



Source: [PHO's Interactive Opioid Tool](#)

Frontenac Paramedic Services Overdose Related Calls

Number of EMS calls			
Final primary problem*	2020	2021 (Jan 1-Apr 30,)**	2022**
Opiate overdose	121	102	N/A
Drug/alcohol overdose	268	94	N/A
Total	389	196	N/A

*Subject to charting differences/discretion of responder. Polysubstance use may be common.

** Incomplete data at time of report release

Consumption Treatment Services (CTS)

The CTS is a supervised consumption site that provides wrap around supports to addictions treatment, mental health services, primary care, and social services.

Indicator	2019	2020	2021 (Jan – May)*	2022
Unique clients CTS	790	545	534	414
Total number of visits	5190	4844	2712	15,255
Total overdoses responses	NA*	NA*	39	317

*Incomplete data at time of report release

Rapid Access Addiction Medicine (RAAM) Program

The RAAM program offers patients with active substance use disorders quick access to low-barrier services, such as counselling, treatment, referrals, and more.

- # of unique clients served:
 - 2020-21 – 386 unique clients
 - 2021-22 – 717 unique clients



Kingston - Drug Charges & Seizures

	2019	2020	2021	2022
Number of Drug related charges				
Possession	112	95	106	84
Traffic	32	68	96	99
Seizure Value				
Drugs	\$906,250	\$1,004,590	\$1,865,878	\$1,359,755
Cash	\$82,599	\$67,750	\$296,030	\$91,430
Vehicles/building	\$15,000	\$240,000	\$240,000	\$40,000
Total	\$1,003,849	1,312,340	\$2,371,908	\$1,491,185

Source: Kingston Police

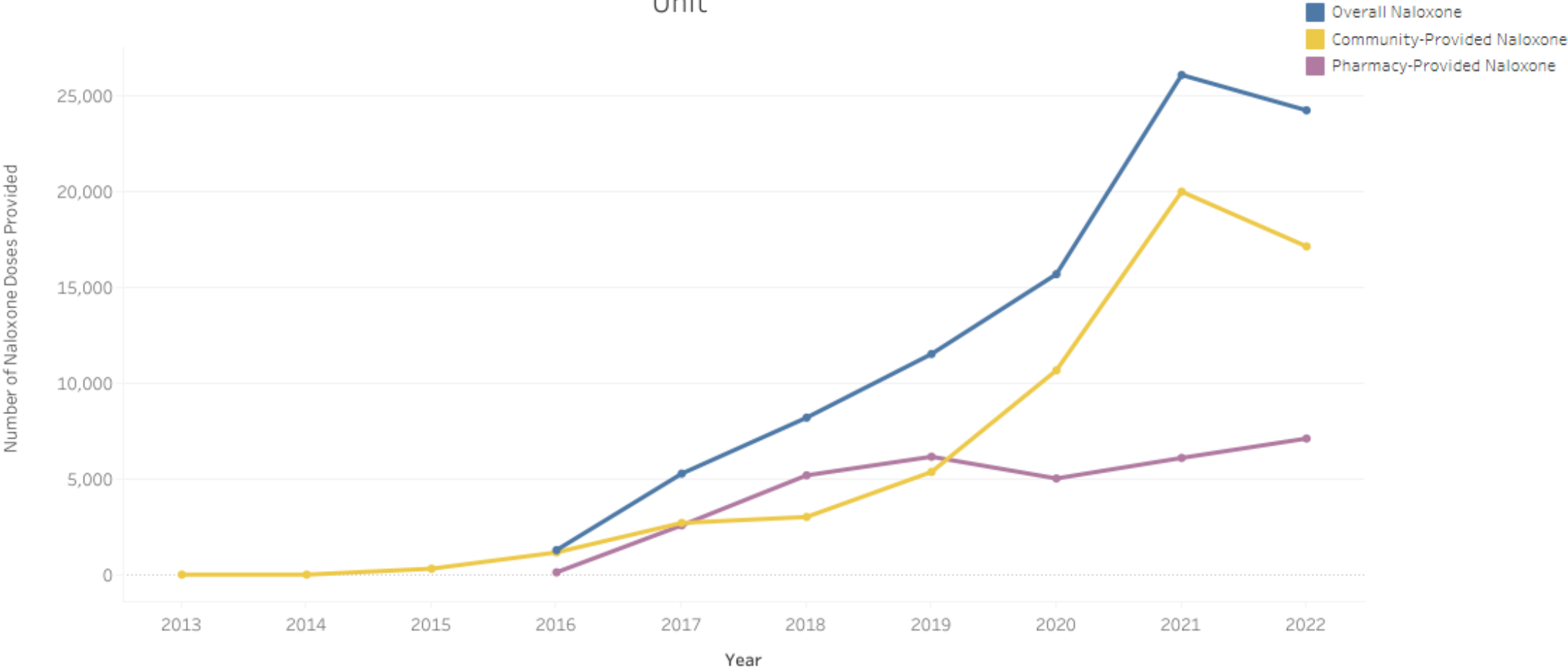
Kingston - Drug Seizures by Drug Type

	2019	2020	2021	2022
Heroin	6	3	0	2
Cocaine	19	23	37	46
Cannabis	2	10	1	0
Crystal methamphetamine	38	46	61	54
Ecstasy	0	1	2	1
Opioid (not heroin)	11	9	17	17
Other CDSA drug	68	71	81	63
Total	144	168	199	183

Source: Kingston Police

Naloxone

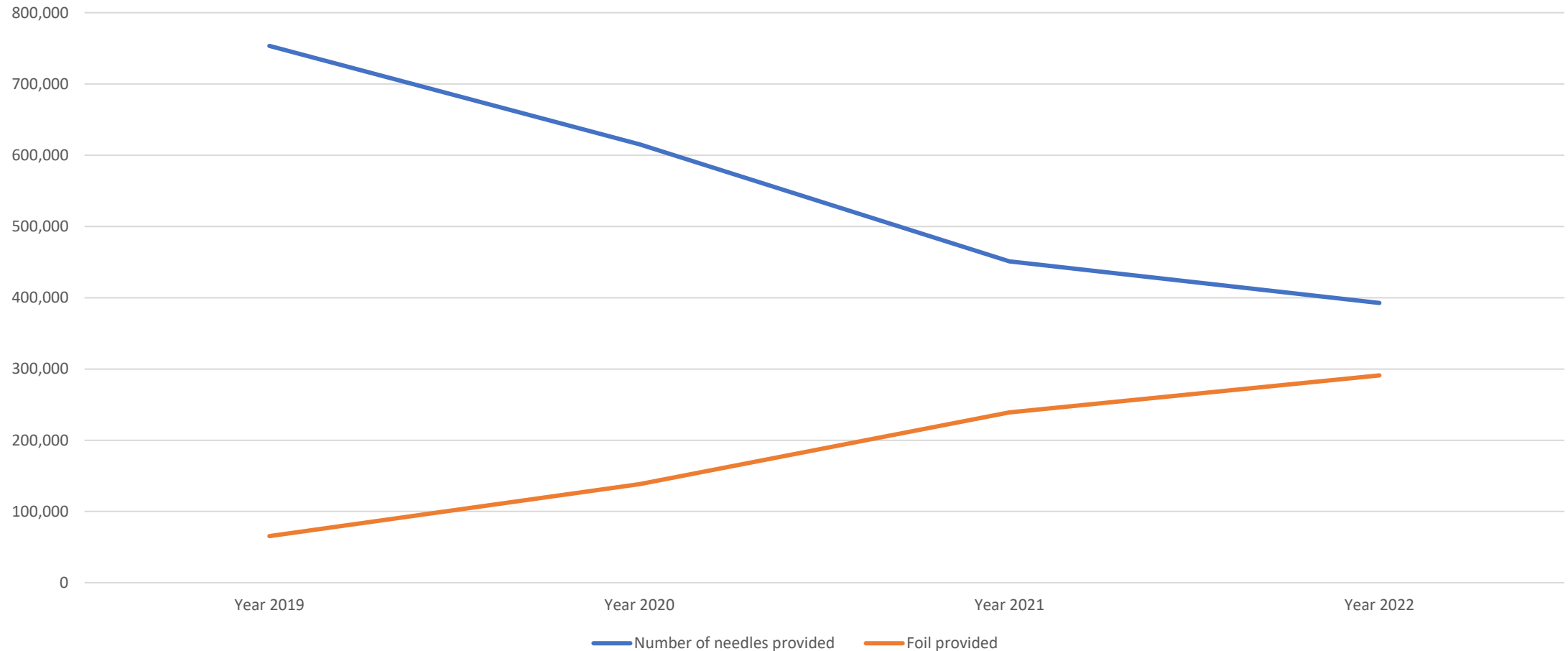
Yearly Count of Naloxone Doses Provided in PHU: Kingston, Frontenac and Lennox & Addington Health Unit



Source: [Ontario Opioid Tool - ODPRN](#)

Harm Reduction and Opioid Harms

Comparison of Needles and Foil Provided in KFL&A Region



Notes:

Substance use surveillance reporting will move to a dashboard format - release date is to be determined.

Publicly available data related to substance use and related harms can be found:

- [PHO's Interactive Opioid Tool](#) which tracks local and provincial opioid related deaths, emergency department visits and hospitalizations.
- [Infectious Disease Trends in Ontario](#) which tracks local and provincial rates of infectious diseases related to substance use (e.g., HIV, Hepatitis C Virus, Group A Streptococcus).
- [Ontario Opioid Indicator Tool](#) which tracks local and provincial prescription opioid trends, and opioid agonist therapy.